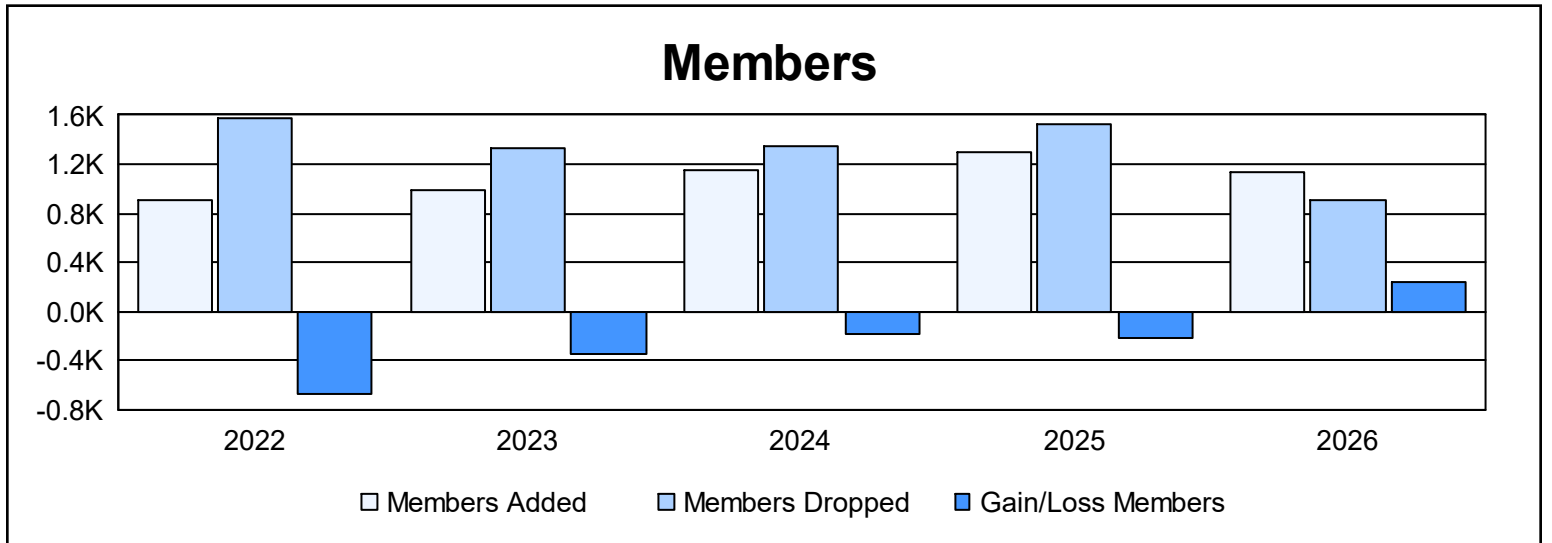
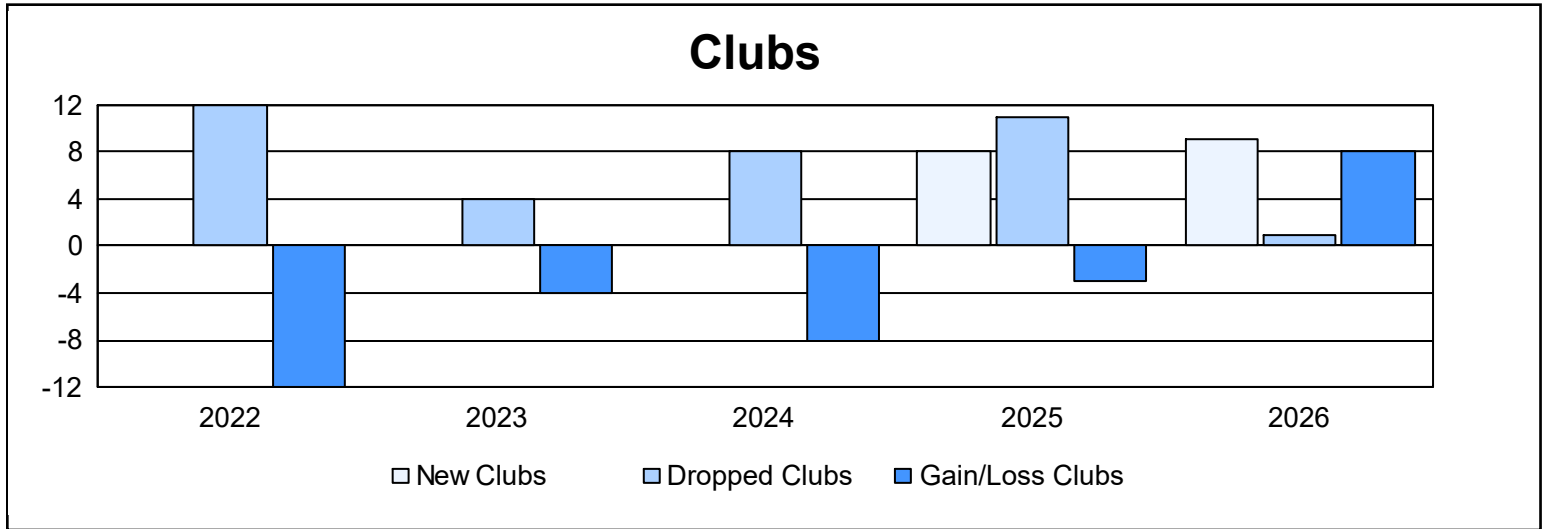
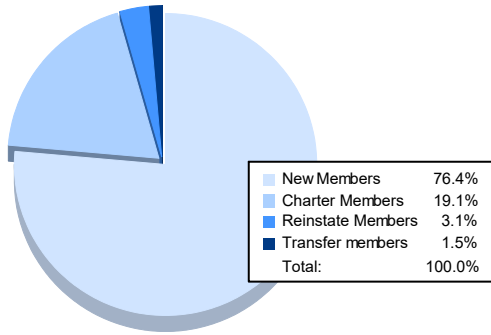


| Year | New Clubs | Dropped Clubs | Gain/Loss Clubs | New Members | Charter Members | Reinstate Members | Transfer Members | Total Member Added | Total Members Dropped | Gain/Loss Members |
|----------------|-----------|---------------|-----------------|-------------|-----------------|-------------------|------------------|--------------------|-----------------------|-------------------|
| 2021-2022 | 0 | 12 | -12 | 846 | 7 | 17 | 31 | 901 | 1,576 | -675 |
| 2022-2023 | 0 | 4 | -4 | 920 | 1 | 18 | 44 | 983 | 1,327 | -344 |
| 2023-2024 | 0 | 8 | -8 | 1,113 | 2 | 8 | 26 | 1,149 | 1,340 | -191 |
| 2024-2025 | 8 | 11 | -3 | 965 | 229 | 67 | 39 | 1,300 | 1,523 | -223 |
| 2025-2026 | 9 | 1 | 8 | 870 | 217 | 35 | 17 | 1,139 | 904 | 235 |
| Average | 3 | 7 | -4 | 943 | 91 | 29 | 31 | 1,094 | 1,334 | -240 |



Membership Composition May 2026 Cumulative



Gender Composition May 2026 Cumulative

